



iResearch
information skills for life

UNIVERSITY OF SYDNEY LIBRARY: FINDING ITEMS ON YOUR READING LIST

Authors

Charlotte Jarabak

Kathy Thorncraft

Nancy Li

Summary

After completing this learning tool, you should be able to:

Identify book, book chapter and journal article references from a reading list

Use appropriate search methods in the catalogue to search for books, book chapters and journal articles

Copyright

The material that forms this web site is copyright. Other than for the purposes of and subject to the conditions prescribed under the Copyright Act, no part of it may in any form or by any means (electronic, mechanical, microcopying, photocopying, recording or otherwise) be altered, reproduced, stored in a retrieval system or transmitted without prior written permission from the University of Sydney Library and/or the appropriate author.

Disclaimer

The University of Sydney disclaims liability for the accuracy or completeness of the information provided by this service. The University accepts no responsibility for loss occasioned as a direct or indirect result of the use of the information obtained.

FINDING ITEMS ON YOUR READING LIST

Your lecturer or tutor may give you a Reading list, or a list of recommended readings to find. The Reading list normally consists of a list of books, book chapters and journal articles, etc.

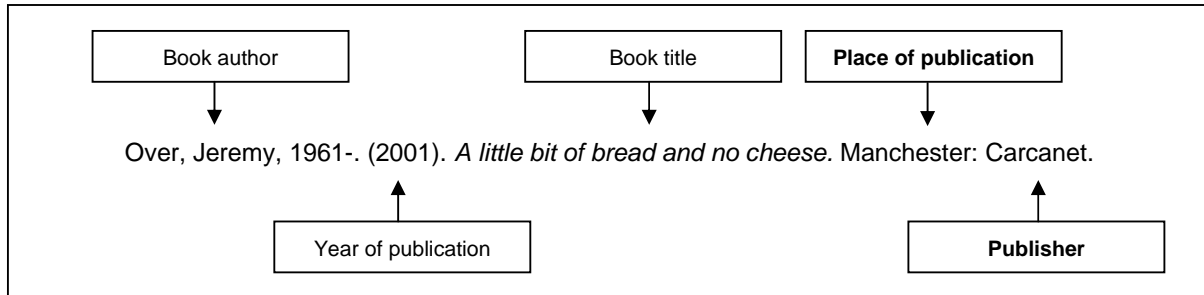
To understand the Reading list and to use the right method to quickly find and locate the materials can save you a lot of valuable time.

Example of a Reading list:

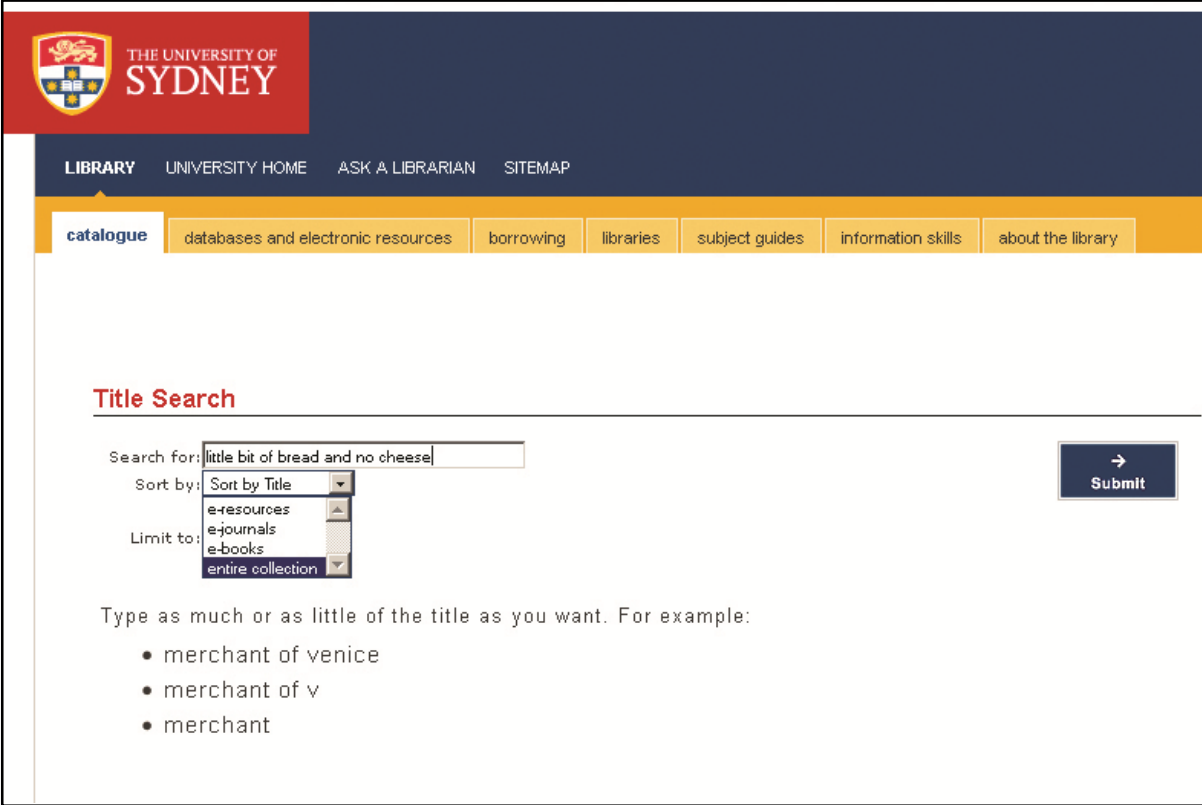
1. Over, Jeremy, 1961-. (2001). A little bit of bread and no cheese. Manchester: Carcanet.
2. Goncalves, Marcus. (2006). 'Moving the cheese: preparing teams for change', In Team building (pp.56-77). New York: ASME Press.
3. West, M. L. (1998). 'Grated cheese fit for heros', The Journal of Hellenic Studies, Vol. 118. pp. 190-191.
4. McCalman, Max. (2005) 'Tasting Cheese', In Cheese: a connoisseur's guide to the world's best. New York: Clarkson Potter.
5. Derfler, F. J. (1983). 'Of mouses and micros – real mice don't eat cheese', Microcomputing. 7 (8), pp. 24-26.

BOOK

No. 1 on the reading list is a book. The key elements to help you to identify a book are the *publisher* and the *place of publication*:

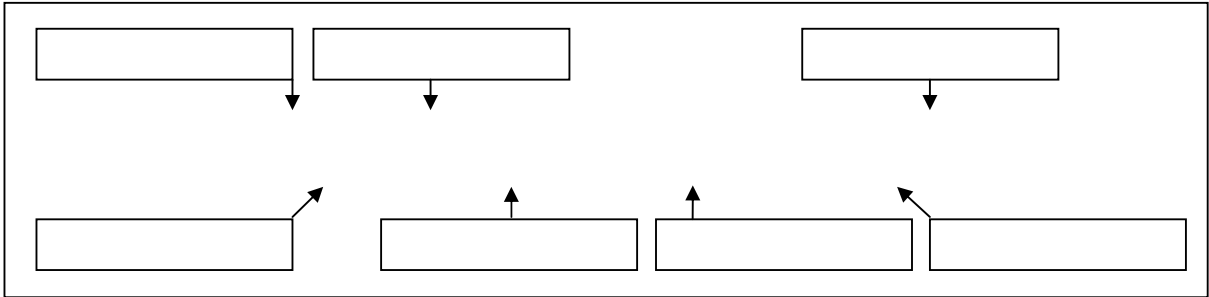


To search a book in the library catalogue, you can search by title, author, or combination of keywords.



BOOK CHAPTER

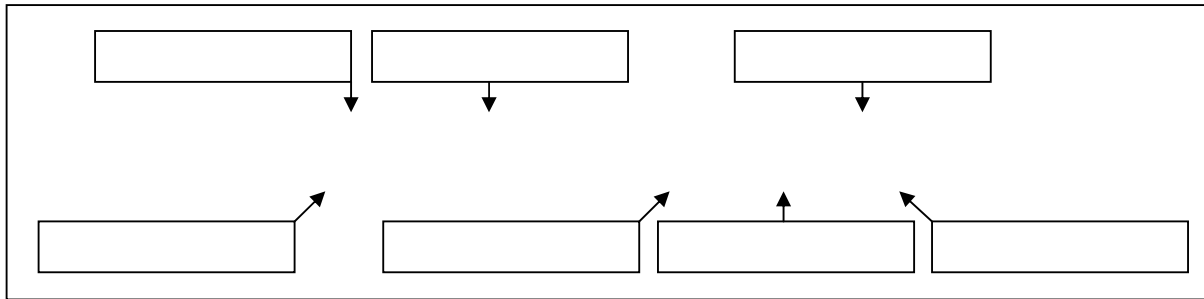
No. 2 and 4 on the reading list are book chapters. The key element to identify a book chapter is the word "in". You can also see there are two titles in the reference (citation).



In the library catalogue, you need to search this item as a book. For example, search by book title, author, or combination of keywords from the book title, author. Never search by chapter title.

JOURNAL ARTICLE

No. 3 and 5 on the reading list are journal articles. The key elements to identify a journal article are the volume/issue number, and page numbers. There are also two titles in the reference (citation).



In the library catalogue, search by journal title is the best way. Never search by author of the article or title of the article as they are not indexed in the catalogue.

Journal Search

Journal:

Sort by:

Limit to:

Search tip: Do not use an article as the first word of your search.
eg, Type "New York Times", not "The New York Times", "Monde", not "Le Monde"

Already know which article you want? Try [Citation Linker](#)

Find ONLY ELECTRONIC journals and newspapers:
Use JOURNAL search box above if you don't find what you need

Find e-journals by title or ISSN:

Browse e-journals by title:
0-9 [A](#) [B](#) [C](#) [D](#) [E](#) [F](#) [G](#) [H](#) [I](#) [J](#) [K](#) [L](#) [M](#) [N](#) [O](#) [P](#) [Q](#) [R](#) [S](#) [T](#) [U](#) [V](#) [W](#) [X](#) [Y](#) [Z](#)

Browse e-journals by subject:

When you find the journal in the catalogue, you also need to check whether the library has this particular volume/issue:

The screenshot shows the University of Sydney Library catalogue interface. At the top, there is a navigation bar with 'LIBRARY', 'UNIVERSITY HOME', 'ASK A LIBRARIAN', and 'SITEMAP'. Below this is a secondary navigation bar with 'catalogue', 'databases and electronic resources', 'borrowing', 'libraries', 'subject guides', 'information skills', and 'about the library'. The main content area displays search results for 'Journal of hellenic studies'. The search bar contains 'JOURNAL TITLE', 'Journal of hellenic studies', 'entire collection', 'System Sorted', and a 'Search' button. Below the search bar, there are buttons for 'Start Over', 'Save', 'MARC Display', 'Back To List', 'Limit / Sort', and 'New Search'. The search results show 'Record 1 of 2' with the following details:

- Title:** The Journal of Hellenic studies.
- Publisher:** London : Published by the Council [of the Society for the Promotion of Hellenic Studies] by Macmillan and Co., [1880]-
- Location:** Fisher Research 913.38 167
- Library has:** 1(1880)-122(2002)-
- Latest received:** 2008 v.128

Additional options include 'Citation Linker', 'Client rating: Rate it', and a 'Need help finding items on the shelves or at Storage?' link. On the right side, there are sections for 'Search Options' (Keyword, Advanced Search, Title, Author, Journal, Subject, Call number, ISBN/ISSN, Author and Title, Music publisher number, Library classes), 'Find Reserve Items' (Unit of Study, Lecturer), and 'MyLibrary Options' (MyLibrary login, Pay library fines).

This screenshot shows the same University of Sydney Library catalogue interface, but displaying 'Record 2 of 2'. The search bar and navigation elements are identical to the previous screenshot. The search results show the following details:

- Uniform title:** Journal of hellenic studies (Online)
- Title:** The journal of Hellenic studies [electronic resource] / the Society for the Promotion of Hellenic Studies.
- Publisher:** London : Published by the Council of the Society,

Additional options include 'Client rating: Rate it' and a 'Need help finding items on the shelves or at Storage?' link. The 'Search Options' and 'Find Reserve Items' sections are identical to the previous screenshot. The 'MyLibrary Options' section includes 'MyLibrary login', 'Pay library fines', and 'About Document Delivery'.

If you want to search by article title, or author of the article, you need to use electronic databases. You can find a list of electronic databases from the library database list: <http://www.library.usyd.edu.au/databases/>