



iResearch
information skills for life

UNIVERSITY OF SYDNEY LIBRARY: SEARCH SMARTER, SEARCH FASTER

Authors

Belinda Norman
Julie Price
Kim Sherwin
Matthew Davis

Summary

After completing this learning tool, you should be able to:

- Identify the key concepts from a given research topic
- Explain the use of synonyms in a search
- Explain the use of Boolean operators in a search
- Construct an effective search strategy using appropriate keywords, synonyms and Boolean operators

Copyright

The material that forms this web site is copyright. Other than for the purposes of and subject to the conditions prescribed under the Copyright Act, no part of it may in any form or by any means (electronic, mechanical, microcopying, photocopying, recording or otherwise) be altered, reproduced, stored in a retrieval system or transmitted without prior written permission from the University of Sydney Library and/or the appropriate author.

Disclaimer

The University of Sydney disclaims liability for the accuracy or completeness of the information provided by this service. The University accepts no responsibility for loss occasioned as a direct or indirect result of the use of the information obtained.

SEARCH SMARTER, SEARCH FASTER

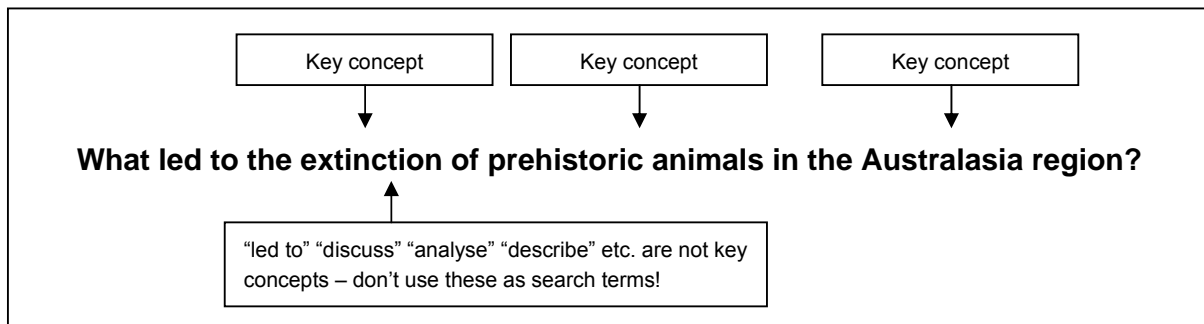
Whatever your topic is you can search smarter and faster by applying the following strategy. We will use the following essay question as an example but the logic is applicable to just about every single essay question you approach.

Sample essay topic:

What led to the extinction of prehistoric animals in the Australasia region?

STEP 1: ISOLATE YOUR KEYWORDS

- You need to think and plan your research before you start. Typing your question verbatim into a database won't work.
- Identify the key concepts in your topic. A key concept is an important idea in the question or statement.



STEP 2: COMBINE SEARCH TERMS

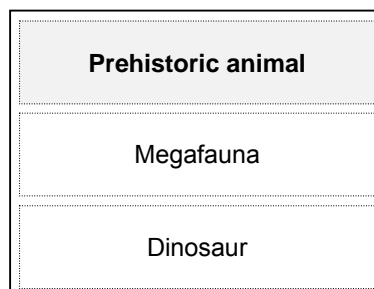
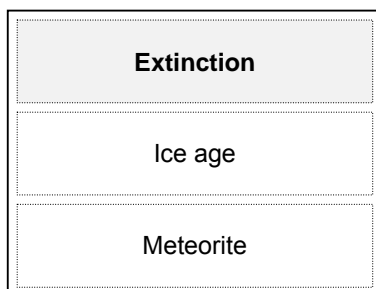
- Rather than search for each separate concept, use AND to combine each concept in a single search. This is a faster and more effective way to search. See below:

prehistoric animal AND extinction AND Australasia

STEP 3: USE SYNONYMS

Scenario: Imagine there are 3 really good journal articles on your topic that would be perfect for your paper but they don't all use the same words to describe their research – the terms are slightly different but they are all writing on the same themes. How can we construct a search that will retrieve all 3 articles?

- Because keyword searching only retrieves exactly what you search for, it's necessary to think of alternate terms or synonyms to describe your topic. The diagrams below suggest synonyms for each key concept in the essay question.



- Once you have identified the synonyms you can combine them in a search string using the word OR. Group your synonyms with brackets. For example:

(prehistoric animal OR megafauna OR dinosaur)

- Having trouble thinking up synonyms? You can look them up in a thesaurus.

STEP 4: PUT IT ALL TOGETHER

**(prehistoric animal OR megafauna OR dinosaur)
AND
(extinction OR ice age OR meteorite)
AND
(australasia OR asia-pacific OR oceania)**